

CS 535 Object-Oriented Programming & Design
Fall Semester, 2008
Doc 13 Some Design
Oct 28 2008

Copyright ©, All rights reserved. 2008 SDSU & Roger Whitney, 5500 Campanile Drive, San Diego, CA 92182-7700 USA. OpenContent (<http://www.opencontent.org/openpub/>) license defines the copyright on this document.

References

Wirfs-Brock, Designing Object-Oriented Software , chapters 1- 5

Mark Lorenz, Object-Oriented Software Development: A Practical Guide , 1993,
Appendix I Measures and Metrics

Wikipedia

Software Development Process

Software Process

Structure imposed on the development of a software product

Software Development Activities

Requirements

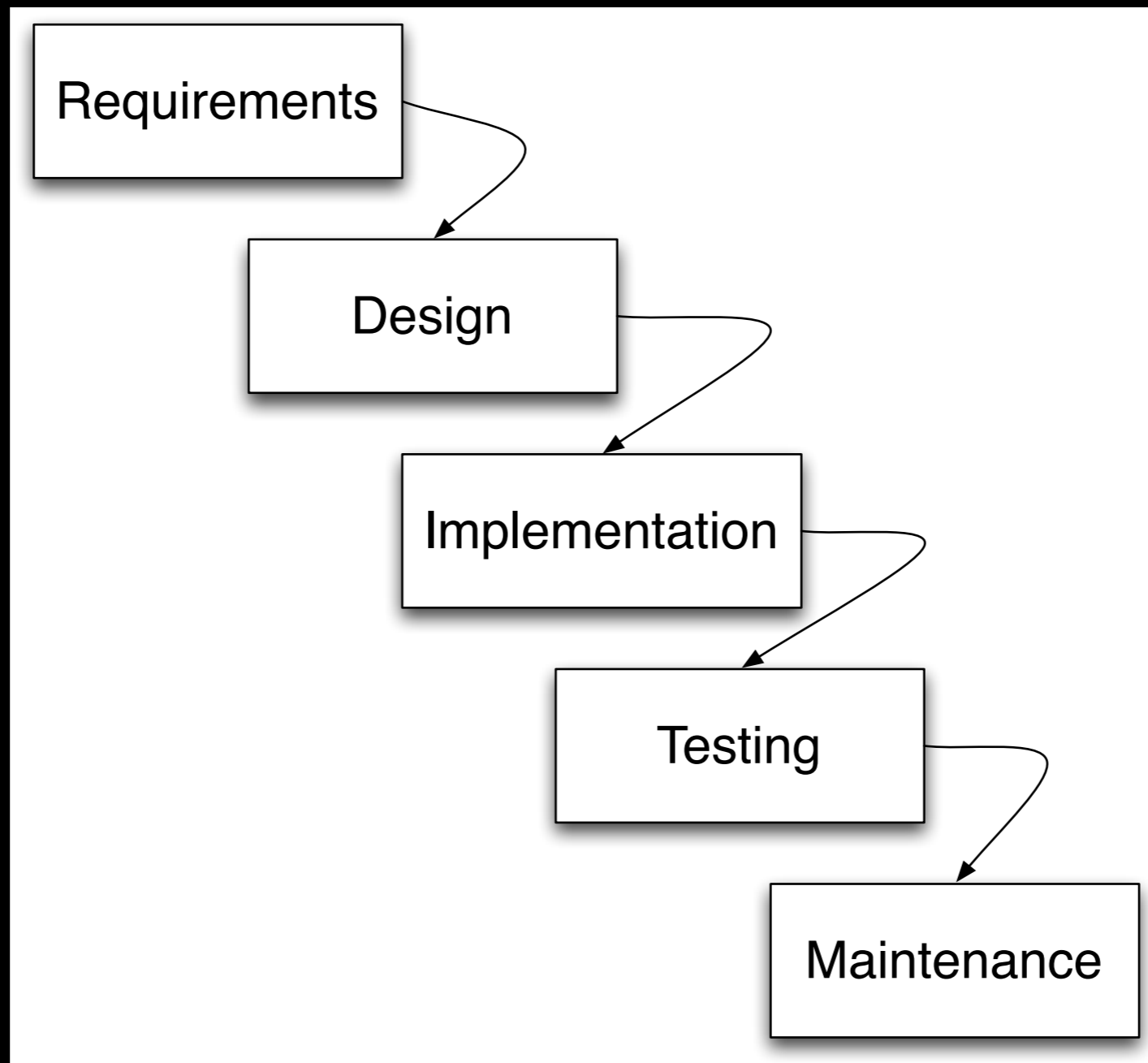
Design

Implementation

Testing

Maintenance

Waterfall Methods



Software development is a learn process

Learning is non-linear

What should it do

What is the design

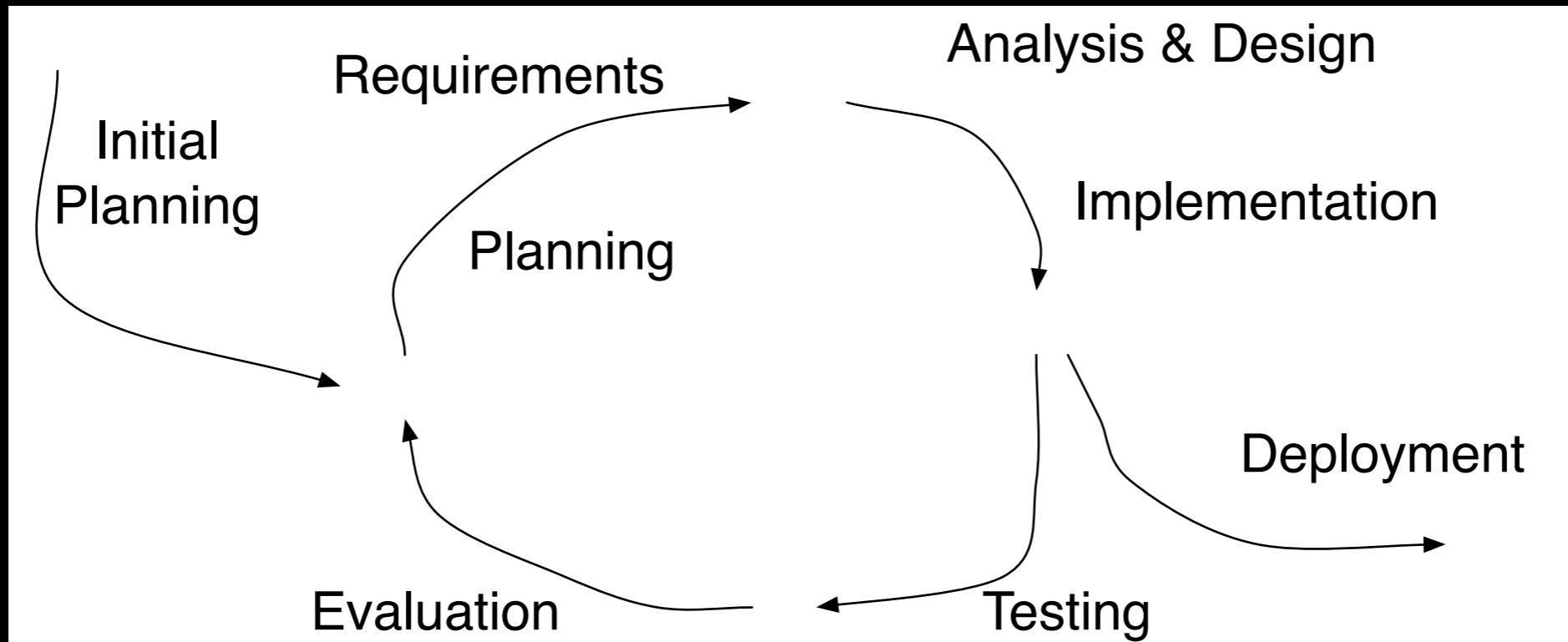
How to make it work

That was the wrong way

Software development is a Group process

Large groups of people need structure to function

Iterative Methods



Rational Unified Process (RUP)

Formal software process

Heavy weight

Developed by Rational Software

Unified three existing OO software processes

Unified Modeling Language (UML)
Diagrams to support design

Contains

- 3 building blocks

- 4 project lifecycle phases

- 6 engineering disciplines

Process is highly configurable

Agile Manifesto

Value these

Individuals and interactions

Working software

Customer collaboration

Responding to change

Over these

processes and tools

comprehensive documentation

contract negotiation

following a plan

Agile Methodologies

Short development cycle
1-4 weeks

Scrum
Extreme Programming (XP)

Plan only for current cycle

Customer specifies priorities for cycle

Working software at end of cycle

Why so many Processes?

People operate differently

Companies operate differently

Projects are different

Customers have different requirements

VisualWorks Source Control - Store

One time setup

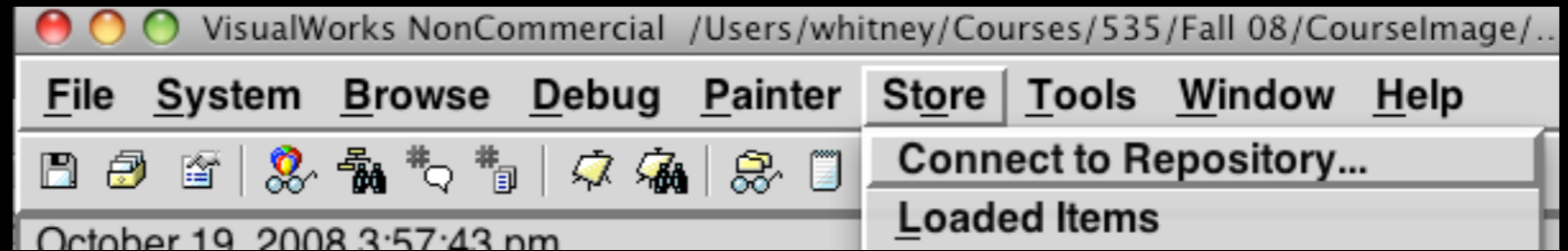
Publishing code to Store

Loading code from Store

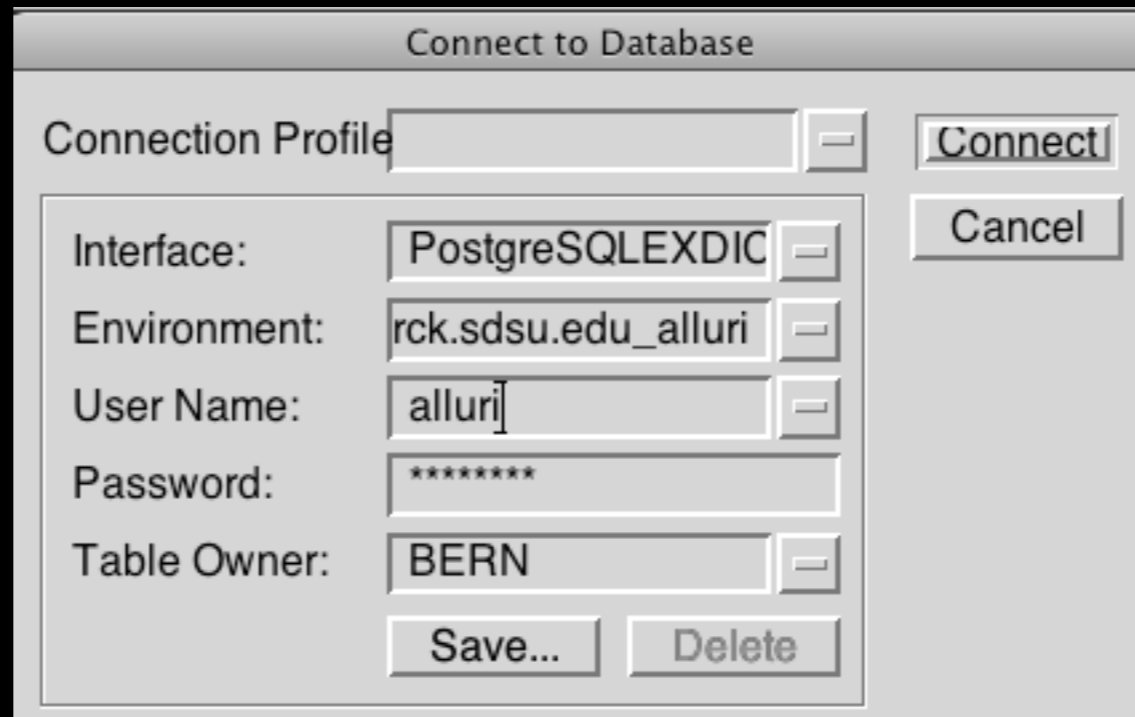
Merging code with conflicts

Store - One time set up

In Launcher select
"Connect to Repository"



Fill in information about
your repository
Click on "Save"

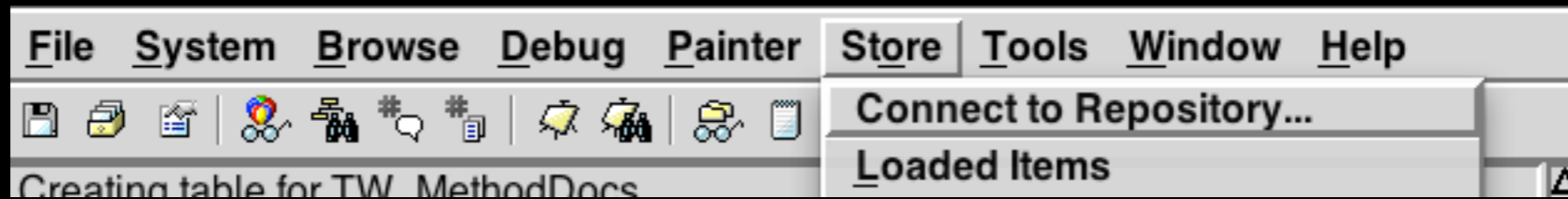


Enter a profile name
for your use

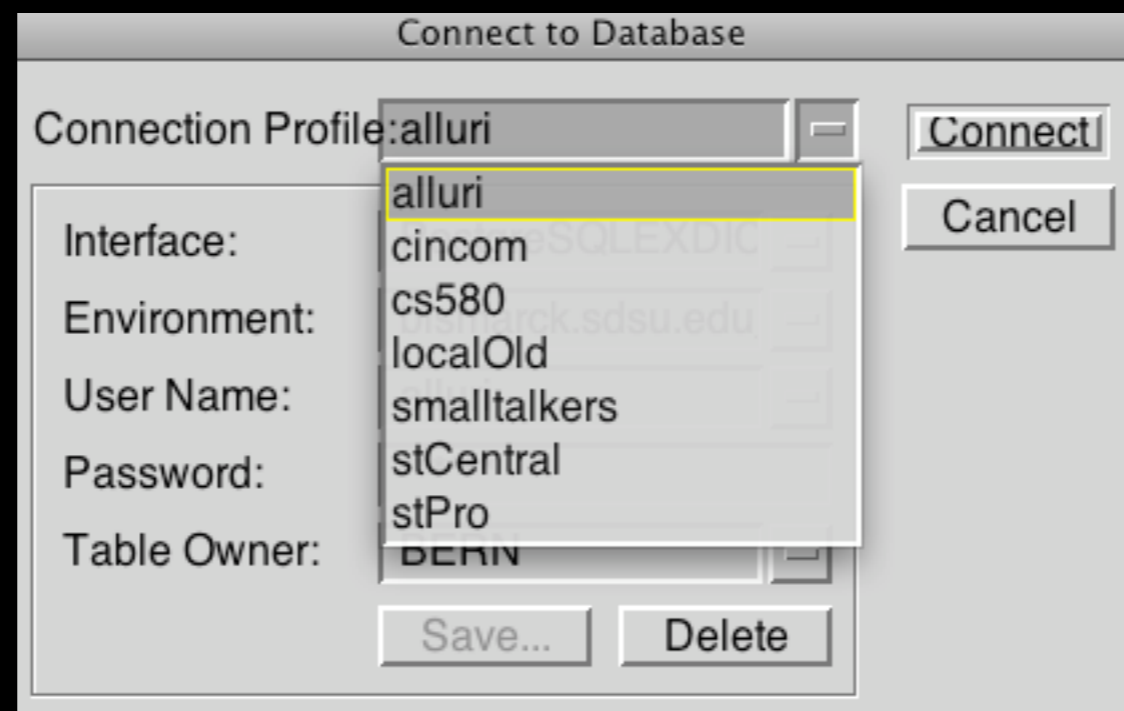


Using Store - Connecting to Store

In Launcher select "Connect to Repository"

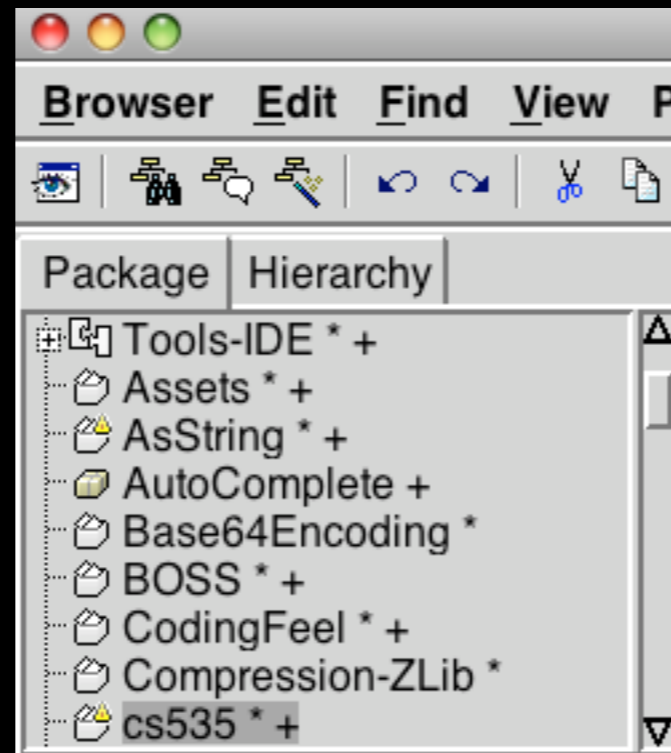


In dialog select your profile name
Then click on connect

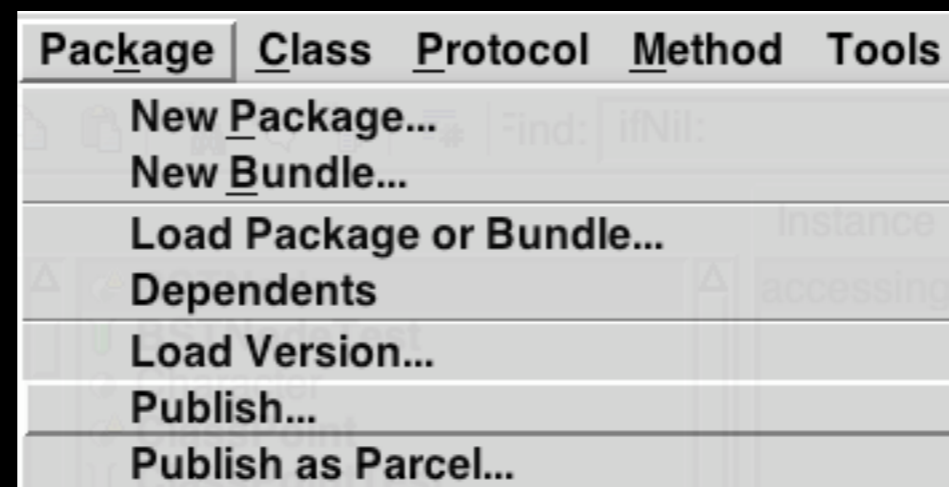


Store - Publishing a Package

In browser select your package



Then select "Publish..." in Package menu



Store - Publishing a Package

Add comment and click on "Publish"

The image shows a dialog box with two tabs: "Version Name and Blessing" (selected) and "Parcel Options".

Fields in the "Version Name and Blessing" tab:

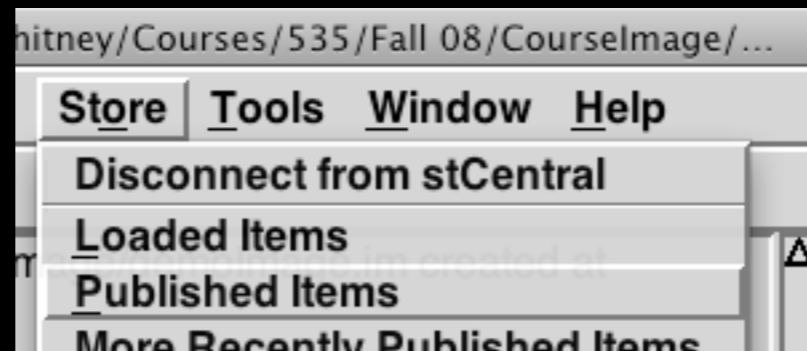
- Version:** A text input field containing "1.0".
- Blessing level:** A dropdown menu showing "Development".
- Blessing comment:** A large text area containing "Code for assignment 3".
- Publish Binary**

Buttons at the bottom: "Publish", "Cancel", and "Help".

Store Loading Code

Make sure you are connected to store

In the Launcher select "Published Items" in Store menu

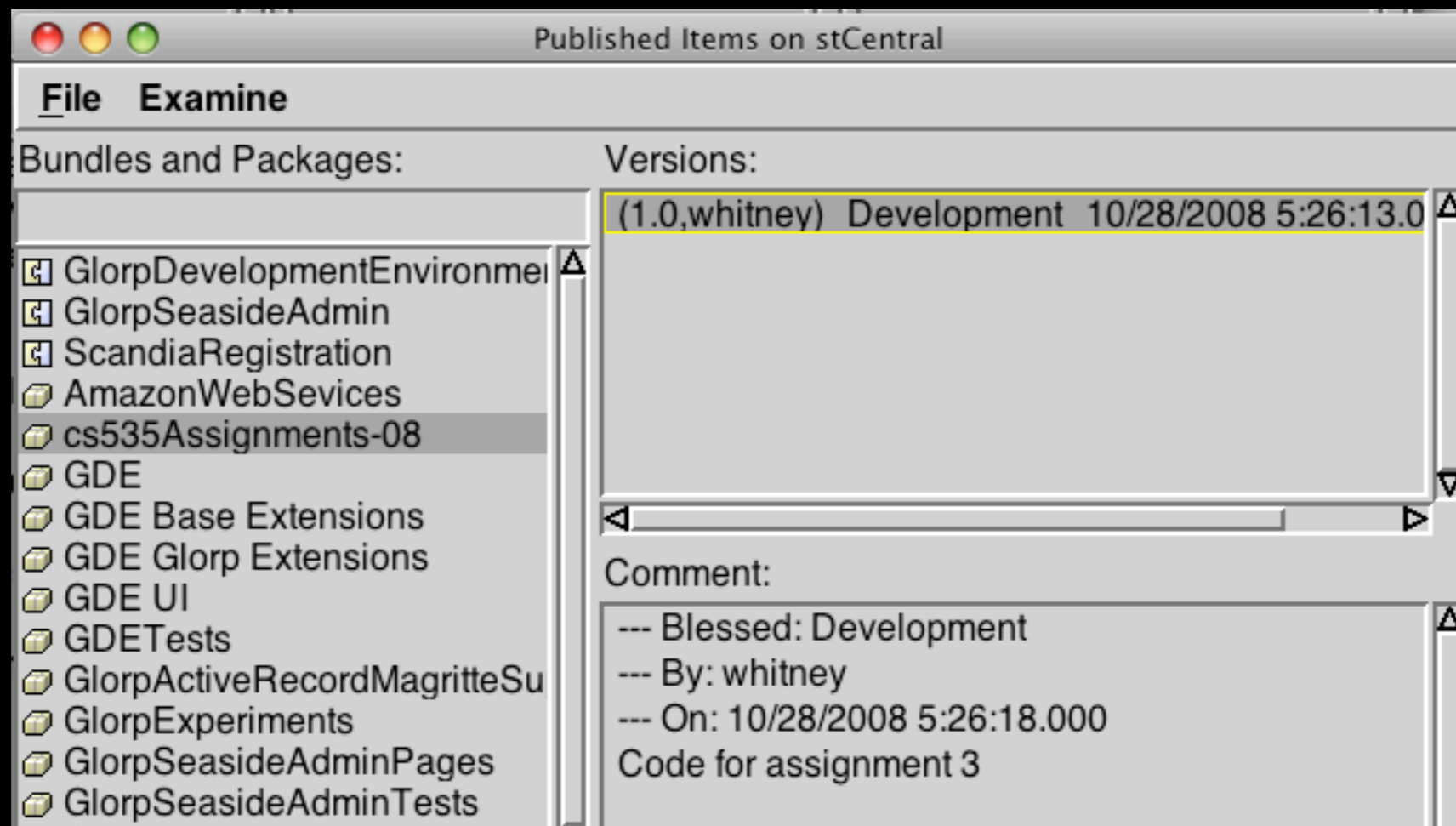


Store - Loading code

In store window find your package

Select the version

In file menu select "Load"



One OO Design Process

Exploratory Phase

Who is on the team?

What are their tasks, responsibilities?

Who works with whom?

Analysis Phase

Who's related to whom?

Finding sub teams

Putting it all together

Exploratory Phase

Who is on the team?

What are the goals of the system?

What must the system accomplish?

What objects are required to model the system and accomplish the goals?

Finding the initial list of classes for the system

Exploratory Phase

What are their tasks, responsibilities?

What does each object have to know in order to accomplish its tasks?

What steps toward accomplishing each goal is it responsible for?

Candidate list of fields and methods

Exploratory Phase

Who works with whom?

With whom will each object collaborate in order to accomplish each of its responsibilities?

What is the nature of the objects' collaboration?

How do the objects interact

Finding Classes

Noun phrases in requirements specification or system description

Model physical objects

Disks Printers Airplanes

Model conceptual entities that form a cohesive abstraction

Window File Bank Account

If more than one word applies to a concept select the one that is most meaningful

Finding Classes

Be wary of the use of adjectives

Adjective-noun phrases may or may not indicate different objects

Is selection tool different than creation tool?

Is start point different from end point from point?

Be wary of passive voice

A sentence is passive if the subject of the verb receives the action

Passive:

The music was enjoyed by us

Active:

We enjoyed the music

Model categories of classes

Categories may become abstract classes

Keep them as individual classes at this point

Finding Classes

Model known interfaces to outside world

- User interfaces

- Interfaces to other programs

Write a description of how people will use the system. This description is a source of interface objects.

Model the values of attributes, not the attributes themselves

- Height of a rectangle

- Height is an attribute of rectangle

- Value of height is a number

- Rectangle can record its height

Categories of Classes

Data Managers

Principle responsibility is to maintain data

Examples: stack, collections, sets

Data Sinks or Data Sources

Generate data or accept data and process it further

Do not hold data for long

Examples: Random number generator, File IO classes

View or Observer classes

Example: GUI classes

Facilitator or Helper classes

Maintain little or no state information

Assist in execution of complex tasks

Record Your Candidate Classes

Class: Account	

! " # \$ % & ' () * + , - . : ;
% , (& / *) 0 # \$ % & ' (# " # 1 * #
2 \$ " 3 0 # 4 \$ (\$ 2 \$, *

Record the class name on the front of an index card. One class per card. Write a brief description of the overall purpose of the class. The front of the card will be filled in with information as the design process continues. If you prefer to use some other medium (8 1/2" by 11" sheets of paper, computer program) do so. The goal is a tool that will enhance exploring the model. Once you are experienced with object-oriented design, you may find better tools. However, while learning, it is hard to find a cheaper tool than index cards. Even when you have a fancy case tool you might find yourself using these cards to help with designing parts of programs.

Finding Abstract Classes

An abstract class springs from a set of classes that share a useful attribute. Look for common attributes in classes, as described by the requirement

Grouping related classes can identify candidates for abstract classes

Name the superclass that you feel each group represents

Record the superclass names

Class: Drawing	
Superclass name	
Subclass name	

Finding Abstract Classes

If you can't name a group:

- List the attributes shared by classes in the group and derive the name from those attributes

- Divide groups into smaller, more clearly defined groups

If you still can't find a name, discard the group

Responsibilities

The knowledge an object maintains

The actions an object can perform

General Guidelines

Consider public responsibilities, not private ones

Specify what gets done, not how it gets done

Keep responsibilities in general terms

Define responsibilities at an implementation-independent level

Keep all of a class's responsibilities at the same conceptual level

Identifying Responsibilities

Requirements specification

- Verbs indicate possible actions

- Information indicates object responsibilities

The classes

- What role does the class fill in the system?

- Statement of purpose for class implies responsibilities

Walk-through the system

- Imagine how the system will be used

- What situations might occur?

- Scenarios of using system

Scenarios

Scenario

A sequence of events between the system and an outside agent, such as a user, a sensor, or another program

Outside agent is trying to perform some task

The collection of all possible scenarios specify all the existing ways to use the system

Normal case scenarios

Interactions without any unusual inputs or error conditions

Special case scenarios

Consider omitted input sequences, maximum and minimum values, and repeated values

Error case scenarios

Consider user error such as invalid data and failure to respond

Identifying Scenarios

Read the requirement specification from user's perspective

Interview users of the system

Normal ATM Scenario

The ATM asks the user to insert a card; the user inserts a card.

The ATM accepts the card and reads its serial number.

The ATM requests the password; the user enters "1234."

The ATM verifies the serial number and password with the ATM consortium; the consortium checks it with the user's bank and notifies the ATM of acceptance.

The ATM asks the user to select the kind of transaction; the user selects "withdrawal."

The ATM asks the user for the amount of cash; the user enters "\$100."

The ATM verifies that the amount is within predefined policy limits and asks the consortium to process the transaction; the consortium passes the request to the bank, which confirms the transaction and returns the new account balance.

The ATM dispenses cash and asks the user to take it; the user takes the cash.

The ATM asks whether the user wants to continue; the user indicates no.

The ATM prints a receipt, ejects the card and asks the user to take them; the user takes the receipt and the card.

The ATM asks a user to insert a card.

Special Case ATM Scenario

The ATM asks the user to insert a card; the user inserts a card.

The ATM accepts the card and reads its serial number.

The ATM requests the password; the user enters "9999."

The ATM verifies the serial number and password with the ATM consortium; the consortium checks it with the user's bank and notifies the ATM of rejection.

The ATM indicates a bad password and asks the user to reenter it; the user hits "cancel."

The ATM ejects the card and asks the user to take it; the user takes the card.

The ATM asks a user to insert a card.

Assigning Responsibilities

Assign each responsibility to the class(es) it logically belongs to

Evenly Distribute System Intelligence

Intelligence:

- What the system knows

- Actions that can be performed

- Impact on other parts of the system and users

Example: Personnel Record

Dumb version

- A data structure holding name, age, salary, etc.

Smart version

- An object that:

- Matches security clearance with current project

- Salary is in proper range

- Health benefits change when person gets married

Evenly Distribute System Intelligence

The extremes:

- A dictator with slaves

- Dumb data structure with all intelligence in main program and few procedures

- Class with no methods

- Class with no fields

Object utopia

- All objects have the same level of intelligence

Reality

- Closer to utopia than to dictator with slaves

Reality check

- Class with long list of responsibilities might indicate budding dictator

Metric Rules of Thumb

The average method size should be less than
8 lines of code (LOC) for Smalltalk
24 LOC for C++

Bigger averages indicate object-oriented design problems

The average number of methods per class should be less than 20

Bigger averages indicate too much responsibility in too few classes

The average number of fields per class should be less than 6.

Bigger averages indicate that one class is doing more than it should

The class hierarchy nesting level should be less than 6

Start counting at the level of any framework classes you use or the root class
if you don't

Assigning Responsibilities

State responsibilities as generally as possible

Assume that each kind of drawing element knows how to draw itself. It is better to say "drawing elements know how to draw themselves" than "a line knows how to draw itself, a rectangle knows how to draw itself, etc."

Keep behavior with related information

Abstraction implies we should do this

Keep information about one thing in one place

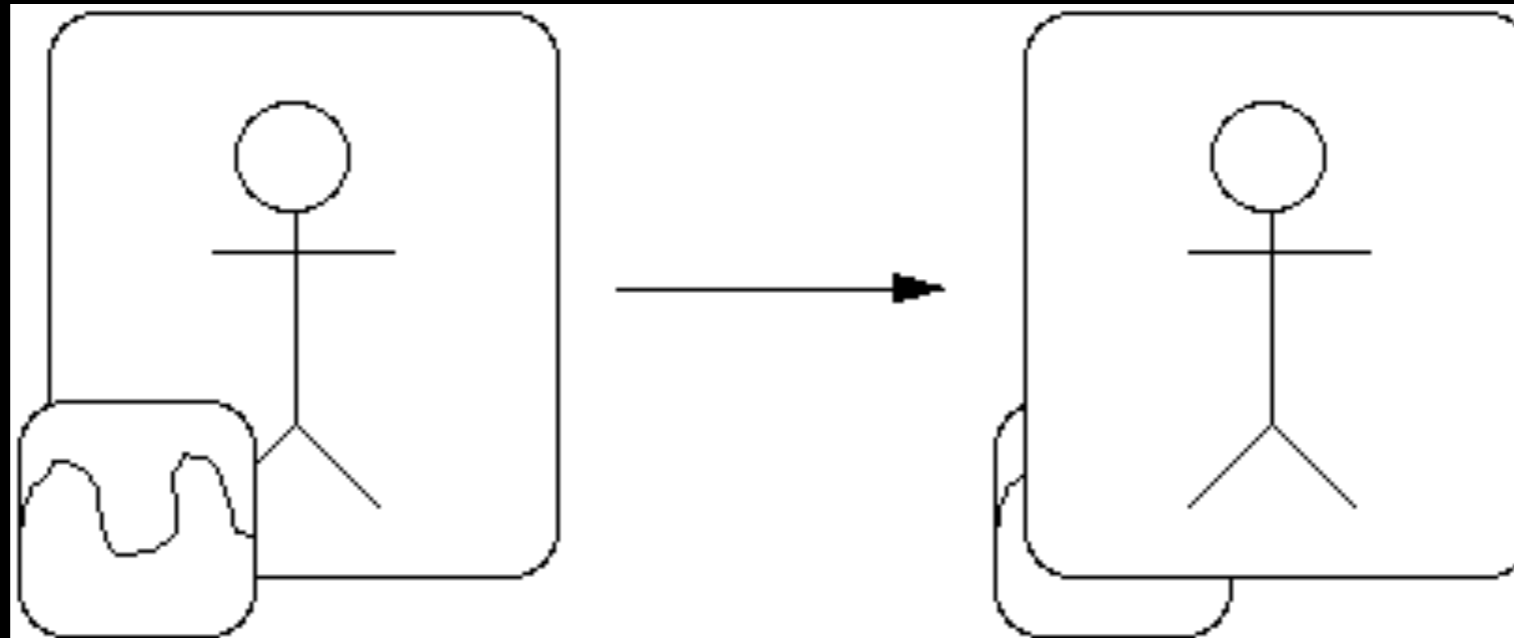
If two or more objects need the same information:

- Create a new object to hold the information

- Collapse the objects into a single object

- Place information in the more natural object

Share Responsibilities



Who is responsible for updating screen when window moves?

Examining Relationships Between Classes

is-kind-of or is-a

- Implies inheritance

- Place common responsibilities in superclass

is-analogous-to

- If class X is-analogous-to class Y then look for superclass

is-part-of or has-a

- If class A is-part-of class B then there is no inheritance

- Some negotiation between A and B for responsibilities may be needed

Example:

- Assume A contains a list that B uses

- Who sorts the list? A or B?

Common Difficulties

Missing classes

A set of unassigned responsibilities may indicate a need for another class

Group related unassigned responsibilities into a new class

Arbitrary assignment

Sometimes a responsibility may seem to fit into two or more classes

Perform a walk-through the system with each choice

Ask others

Explore ramifications of each choice

If the requirements change then which choice seems better?