

CS 635 Advanced Object-Oriented Design & Programming  
Spring Semester, 2019  
Doc 11 Decorator, Chain of Responsibility, Null Object, Pipes and  
Filters  
Oct 3, 2019

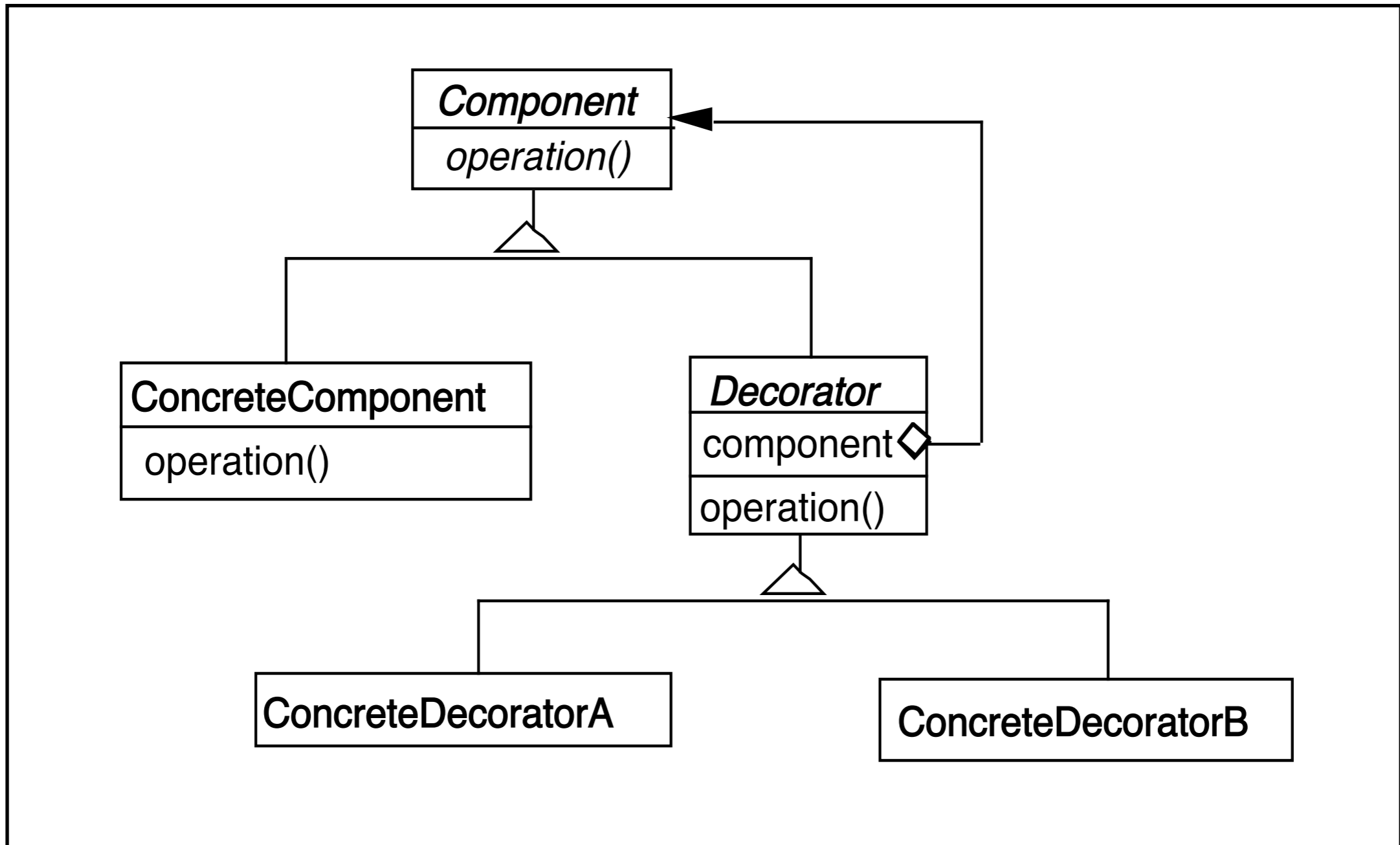
Copyright ©, All rights reserved. 2019 SDSU & Roger Whitney,  
5500 Campanile Drive, San Diego, CA 92182-7700 USA.  
OpenContent (<http://www.opencontent.org/opl.shtml>) license  
defines the copyright on this document.

# Decorator Pattern

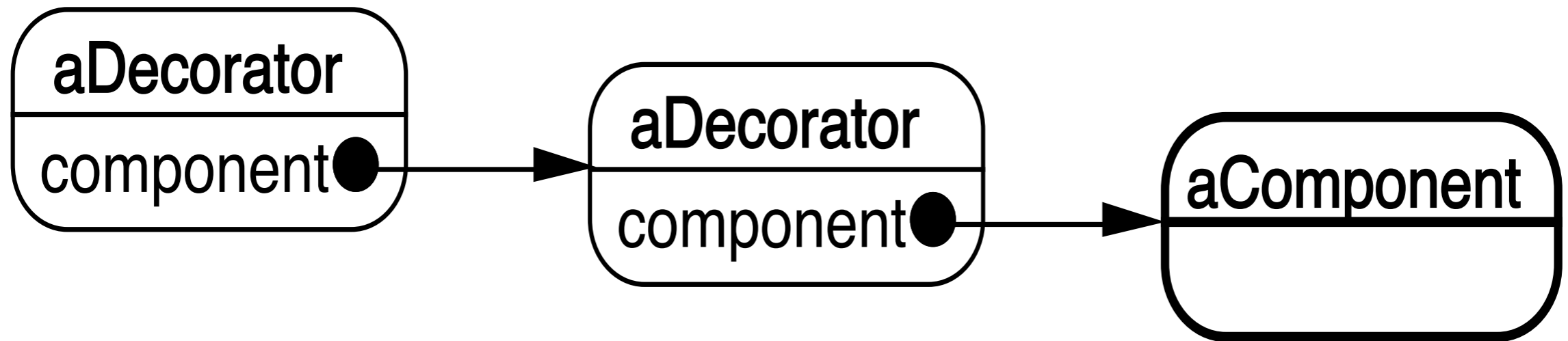


Adds responsibilities to individual objects

Dynamically  
Transparently



Decorator forwards all component operations



# Coffee Example from Wikipedia

Compute the cost of coffee

Base Price \$1

Cost of Milk \$0.50

Cost of Sprinkles \$0.20

```
public interface Coffee {  
    public double getCost();  
    public String getIngredients();  
}
```

```
public class SimpleCoffee implements Coffee {  
    public double getCost() { return 1; }  
  
    public String getIngredients() { return "Coffee"; }  
}
```

# Abstract Decorator

```
public abstract class CoffeeDecorator implements Coffee {  
    protected final Coffee decoratedCoffee;  
  
    public CoffeeDecorator(Coffee c) {  
        this.decoratedCoffee = c;  
    }  
  
    public double getCost() { // Implementing methods of the interface  
        return decoratedCoffee.getCost();  
    }  
  
    public String getIngredients() {  
        return decoratedCoffee.getIngredients();  
    }  
}
```

# Milk

```
class WithMilk extends CoffeeDecorator {  
    public WithMilk(Coffee c) {  
        super(c);  
    }  
  
    public double getCost() {  
        return super.getCost() + 0.5;  
    }  
  
    public String getIngredients() {  
        return super.getIngredients() + ", Milk";  
    }  
}
```



```
public class Main {  
    public static void printInfo(Coffee c) {  
        System.out.println("Cost: " + c.getCost() + "; Ingredients: " + c.getIngredients());  
    }  
  
    public static void main(String[] args) {  
        Coffee c = new SimpleCoffee();  
        printInfo(c);  
  
        c = new WithMilk(c);  
        printInfo(c);  
  
        c = new WithSprinkles(c);  
        printInfo(c);  
    }  
}
```

# Simple Examples

Good for explaining basic concept

But

- Prices change

- New extras

- Seasonal extras

System driven by data

Download information to cash register

# Simple Example & Functional Programming

Just compose functions

```
with-sprinkles(with-milk(base-price(amount)))
```

```
(with-sprinkles(with-milk(base-price amount)))
```

```
(def sprinkles-milk (comp with-sprinkles with-milk base-price))
```

```
(sprinkles-milk amount)
```

# Functional Programming

```
(defn sprinkles-milk2  
  [amount]  
  (-> amount  
    base-price  
    with-milk  
    with-sprinkles  
    compute-tax))
```



# Simple Example & Functional Programming

Use maps

prices

```
{:large 4.0  
 :medium 3.5  
 :small 3.0  
 :milk 0.5  
 :sprinkles 0.2 }
```

order

```
{:size :medium  
 :extras [:milk :sprinkles]}
```

(compute-cost prices order)

# Favor Composition over Inheritance



# Benefits & Liabilities

## Benefits

Simplifies a class

Distinguishes a classes core responsibilities from embellishments

## Liabilities

Changes the object identity of a decorated object

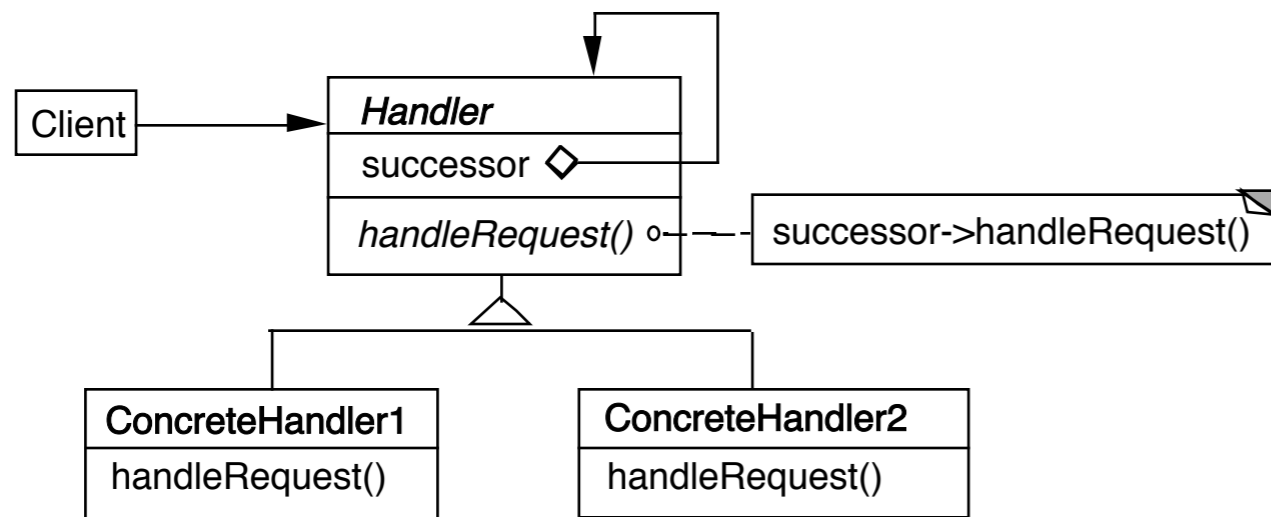
Code harder to understand and debug

Combinations of decorators may not work correctly together

# Chain of Responsibility



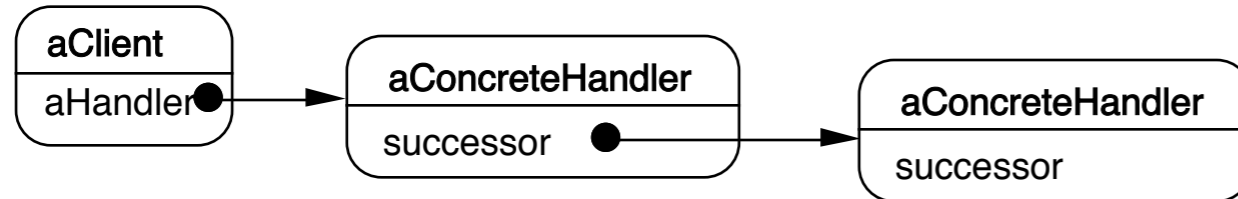
# Chain of Responsibility



Dynamically create chain of handlers

Multiple handlers may be able to handle a request

Only one handler actually handles the request



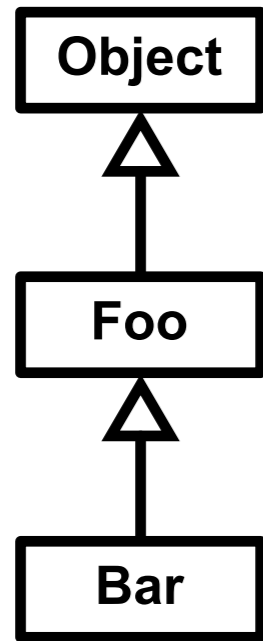
## Consequences

Reduced coupling

Added flexibility in assigning responsibilities to objects

Not guaranteed that request will be handled

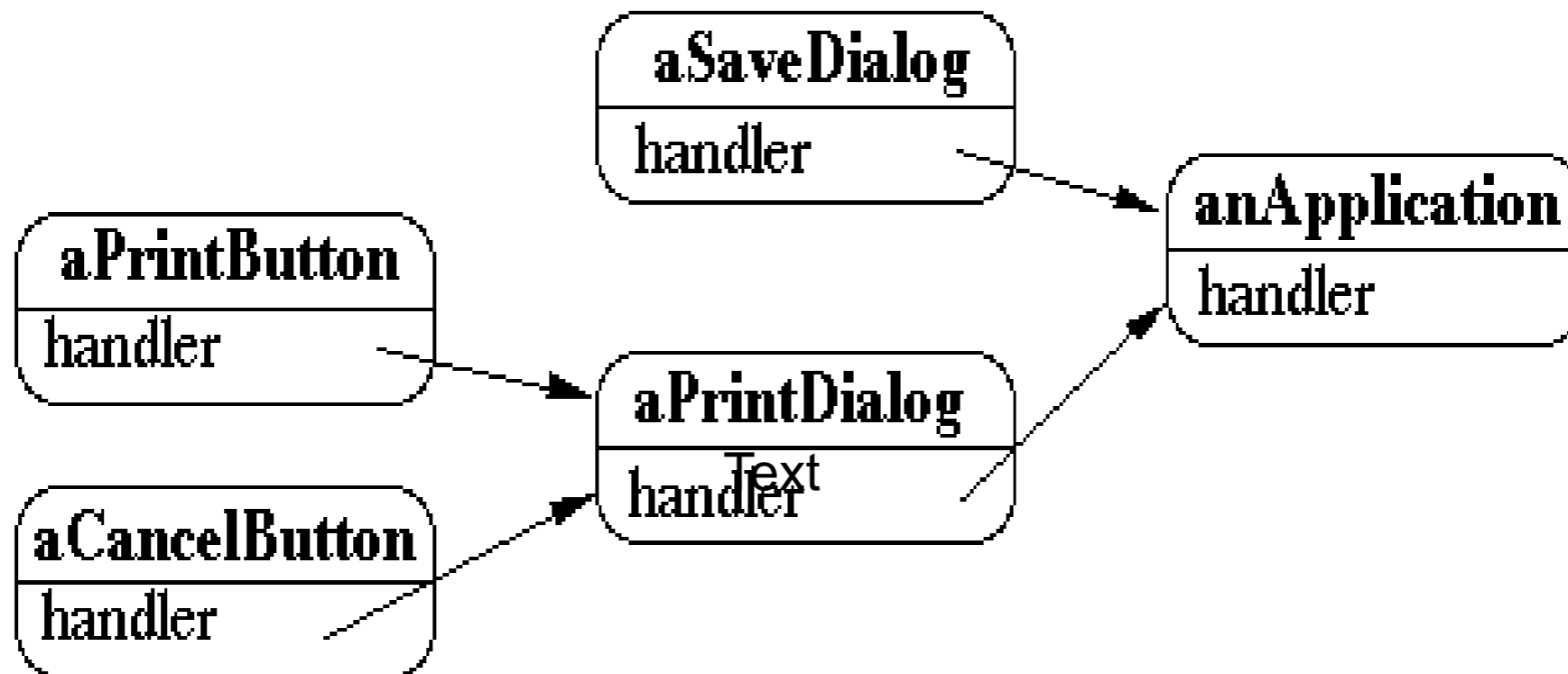
# Finding Methods



```
test = new Bar();
test.toString();
```

# Context Help System

User clicks on component for help



Tree of handlers

From specific to general

# Email Filters in Mail Client

User creates a set of rules

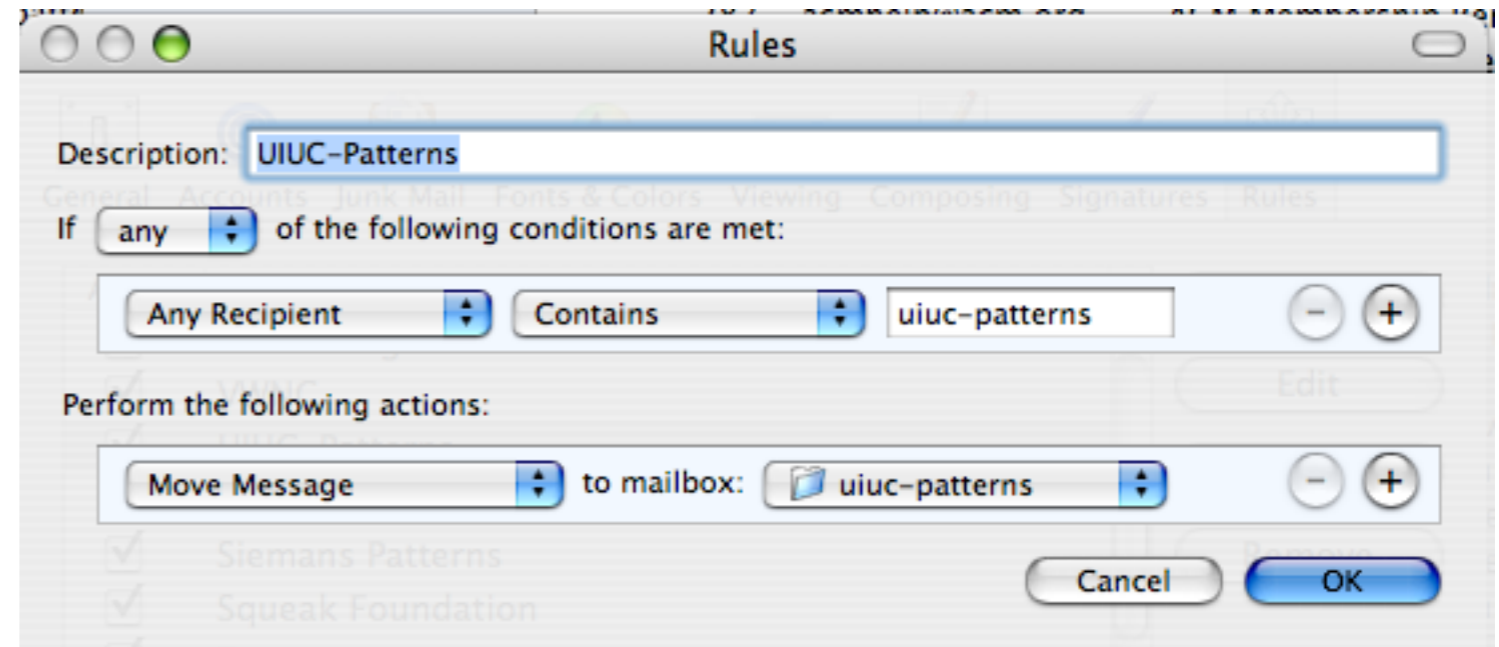
delete

move

modify

Chain the rules

First rule that applies handles the mail



# Other Examples

Java 1.0 AWT action(Event)

<http://wiki.cs.uiuc.edu/PatternStories/JavaAWT>

javax.servlet.Filter

<http://tomcat.apache.org/tomcat-4.1-doc/servletapi/javax/servlet/Filter.html>

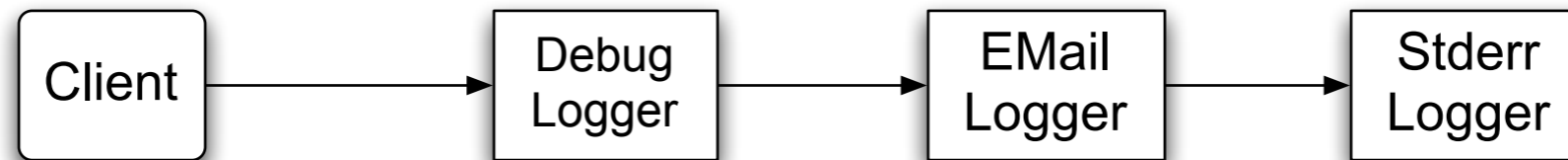
Microsoft Windows global keyboard events

<http://www.javaworld.com/javaworld/jw-08-2004/jw-0816-chain.html>

Apache Commons Chain

<http://commons.apache.org/chain/>

# Logger Example



```
class ChainOfResponsibilityExample {  
    public static void main(String[] args) {  
        // building the chain of responsibility  
        Logger l = new DebugLogger(Logger.DEBUG).setNext(  
            new EMailLogger(Logger.ERR).setNext(  
                new StderrLogger(Logger.NOTICE) ) );  
  
        l.message("Entering function x.", Logger.DEBUG); // handled by DebugLogger  
        l.message("Step1 completed.", Logger.NOTICE); // handled by Debug- and  
StderrLogger  
        l.message("An error has occurred.", Logger.ERR); // handled by all three Logger  
    }  
}
```

# First Attempt

```
abstract class Logger {
    public static int ERR = 3;
    public static int NOTICE = 5;
    public static int DEBUG = 7;
    protected int mask;

    protected Logger next;
    public Logger setNext(Logger l) {
        next = l;
        return this; }

    abstract public void message(String msg, int priority);
}
```

```
class DebugLogger extends Logger {
    public DebugLogger(int mask) {
        this.mask = mask; }

    public void message(String msg, int priority) {
        if (priority <= mask) debug log here
        if (next != null) next.message(msg, priority);
    }
}
```

```
class EMailLogger extends Logger {
    public EMailLogger(int mask) { this.mask = mask; }

    public void message(String msg, int priority) {
        if (priority <= mask) send email here;
        if (next != null) next.message(msg, priority);
    }
}
```

# Improved Logger

```
abstract class Logger {
    public static int ERR = 3;
    public static int NOTICE = 5;
    public static int DEBUG = 7;
    protected int mask;

    protected Logger next;
    public Logger setNext(Logger l) {
        next = l;
        return this; }

    public void message(String msg, int priority) {
        if (priority <= mask) log(msg);
        if (next != null) next.message(msg, priority);
    }

    abstract void log(String message);
}

class StderrLogger extends Logger {
    public StderrLogger(int mask) { this.mask = mask; }

    void message(String msg, int priority) { send to err }
}
```

```
class EMailLogger extends Logger {
    public EMailLogger(int mask) { this.mask = mask; }

    void message(String msg, int priority) { email here }
}

class DebugLogger extends Logger {
    public DebugLogger(int mask) { this.mask = mask; }

    void message(String msg, int priority) { debug stuff }
}
```



Is this the Chain of Responsibility?

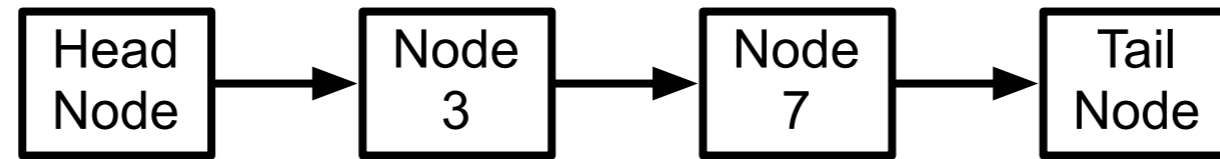
# Object-Oriented Recursion

A method polymorphically sends its message to a different receiver

Eventually a method is called that performs the task

The recursion then unwinds back to the original message send

# Linked List toString



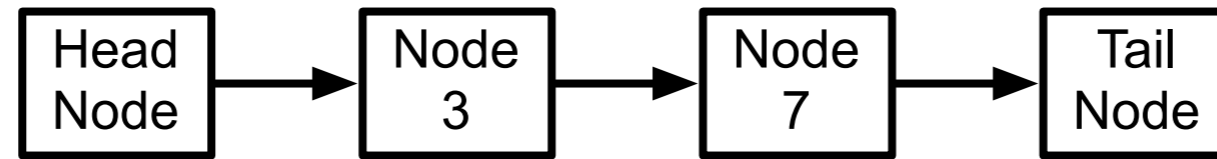
( 3 7 )

```
class HeadNode {  
    public String toString() {  
        return "(" + next.toString();  
    }  
}
```

```
class TailNode {  
    public String toString() {  
        return " )";  
    }  
}
```

```
class Node {  
    public String toString() {  
        return " " + element + next.toString();  
    }  
}
```

# Linked List add



```
class HeadNode {  
    public void add(int value) {  
        next.add(value);  
    }  
}
```

```
class Node {  
    public void add(int value) {  
        if (element > value)  
            prependNode(value);  
        else  
            next.add(value);  
    }  
}
```

```
class TailNode {  
    public void add(int value) {  
        prependNode(value);  
    }  
}
```

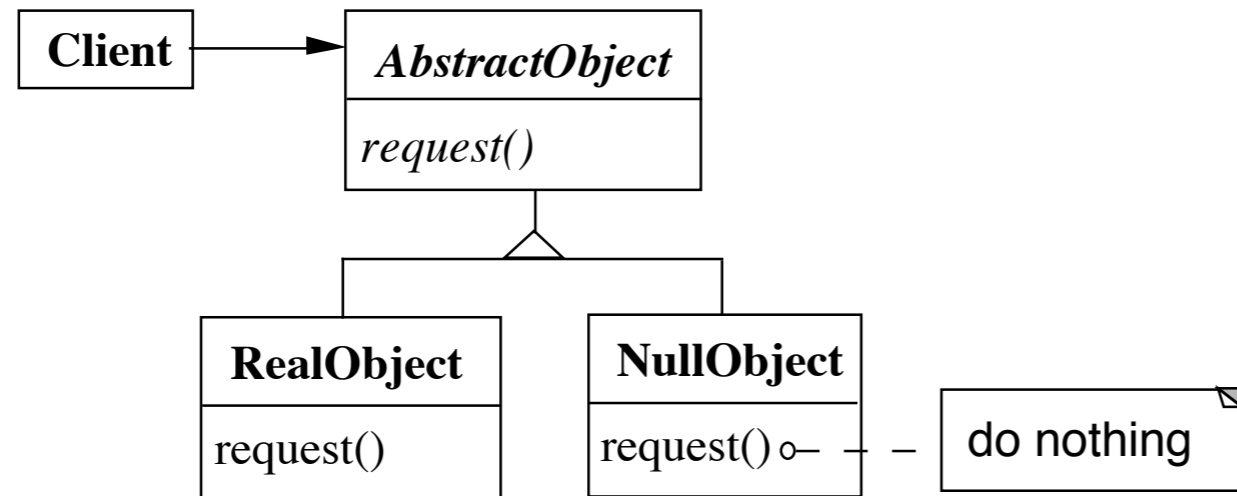
## OO Recursion

Decorator

Chain of Responsibility

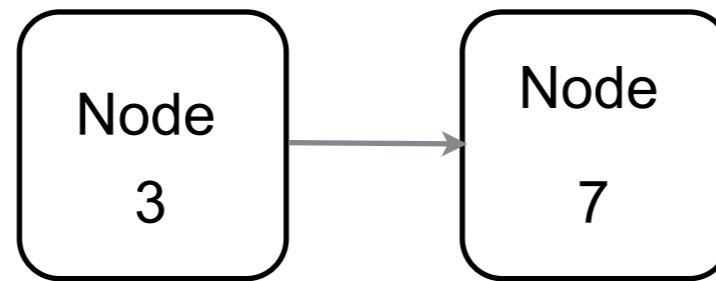
# Null Object

# Null Object



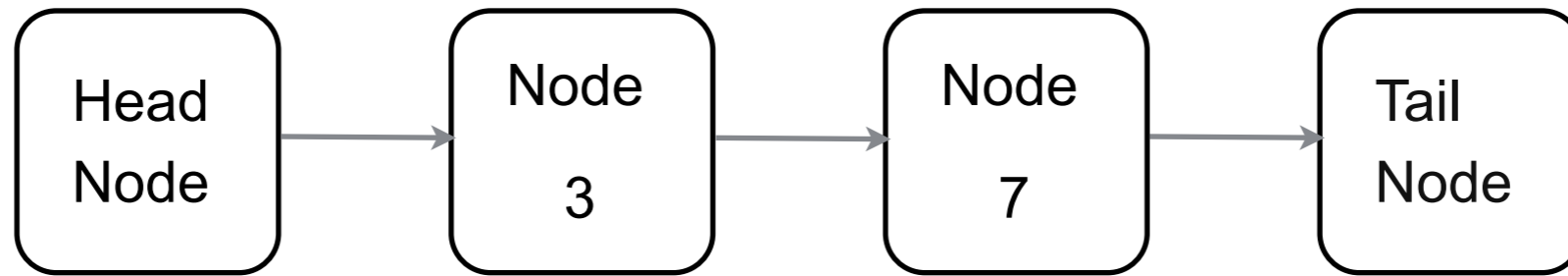
NullObject implements all the operations of the real object,

These operations do nothing or the correct thing for nothing



```
class LinkedList {  
    Node head;  
  
    public toString() {  
        if (head == nil) {  
            return "()";  
        }  
        String listAsString = "(";  
        Node current = head;  
        while (current != null) {  
            listAsString += current.value() + ", ";  
            current = current.next;  
        }  
        listAsString = removetail(listAsString, 2);  
        return listAsString + ")";  
    }  
}
```





```
class LinkedList {  
    Node head;  
  
    public toString() {  
        return head.toString();  
    }  
}
```

```
class Node {  
    public String toString() {  
        return " " + element + next.toString();  
    }  
}
```

```
class HeadNode {  
    public String toString() {  
        return "(" + next.toString();  
    }  
}
```

```
class TailNode {  
    public String toString() {  
        return ")";  
    }  
}
```

# Applicability - When to use Null Objects

Some collaborator instances should do nothing

You want clients to ignore the difference between a collaborator that does something and one that does nothing

Client does not have to explicitly check for null or some other special value

You want to be able to reuse the do-nothing behavior so that various clients that need this behavior will consistently work in the same way

# Applicability -When not to use Null Objects

Very little code actually uses the variable directly

The code that does use the variable is well encapsulated

The code that uses the variable can easily decide how to handle the null case and will always handle it the same way

# Consequences

## Advantages

Uses polymorphic classes

Simplifies client code

Encapsulates do nothing behavior

Makes do nothing behavior reusable

## Disadvantages

Forces encapsulation

Makes it difficult to distribute or mix into the behavior of several collaborating objects

May cause class explosion

Forces uniformity

Is non-mutable

# Implementation

Too Many classes

Multiple Do-nothing meanings

Try Adapter pattern

Transformation to RealObject

Try Proxy pattern

# Refactoring: Introduce Null Object

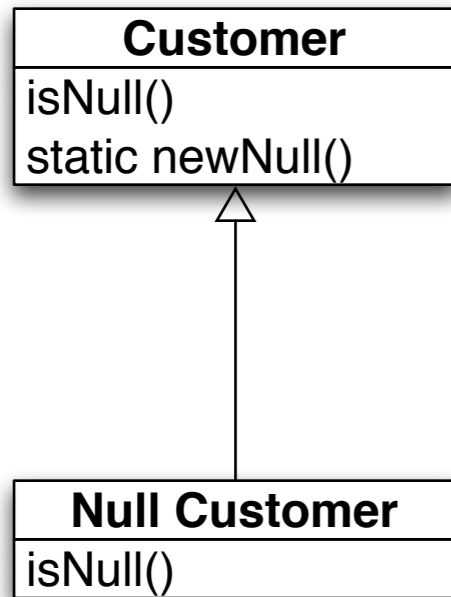
You have repeated checks for a null value

Replace the null value with a null object

```
if (customer == null)
    plan = BillingPlan.basic();
else
    plan = customer.getPlan();
```

```
plan = customer.getPlan();
```

# Create Null Subclass



```
public boolean isNull() { return false;}
public static Customer newNull() { return new NullCustomer();}
```

```
boolean isNull() { return true;}
```

Compile

# Replace all nulls with null object

```
class SomeClassThatReturnCustomers {  
  
    public Customer getCustomer() {  
        if ( _customer == null )  
            return Customer.newNull();  
        else  
            return _customer;  
    }  
    etc.  
}
```

Compile



# Replace all null checks with isNull()

```
if (customer == null)
    plan = BillingPlan.basic();
else
    plan = customer.getPlan();
```

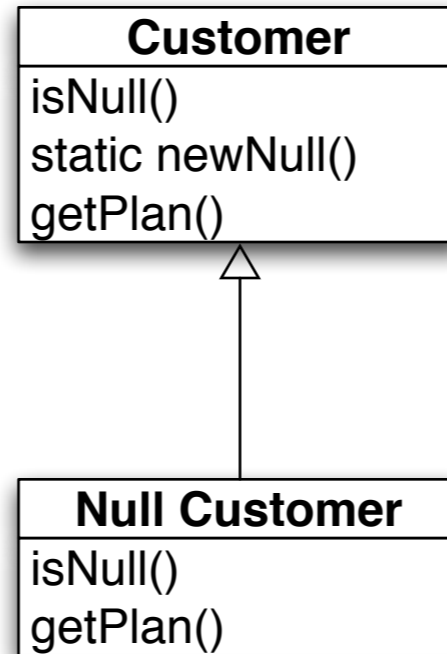
```
if (customer.isNull())
    plan = BillingPlan.basic();
else
    plan = customer.getPlan();
```

Compile and test

# Find an operation clients invoke if not null

## Add Operation to Null class

```
if (customer.isNull())  
    plan = BillingPlan.basic();  
else  
    plan = customer.getPlan();
```



```
class NullCustomer {  
    public BillingPlan getPlan() {  
        return BillingPlan.basic();  
    }  
}
```

# Remove the Condition Check

```
if (customer.isNull())  
    plan = BillingPlan.basic();  
else  
    plan = customer.getPlan();
```

```
plan = customer.getPlan();
```

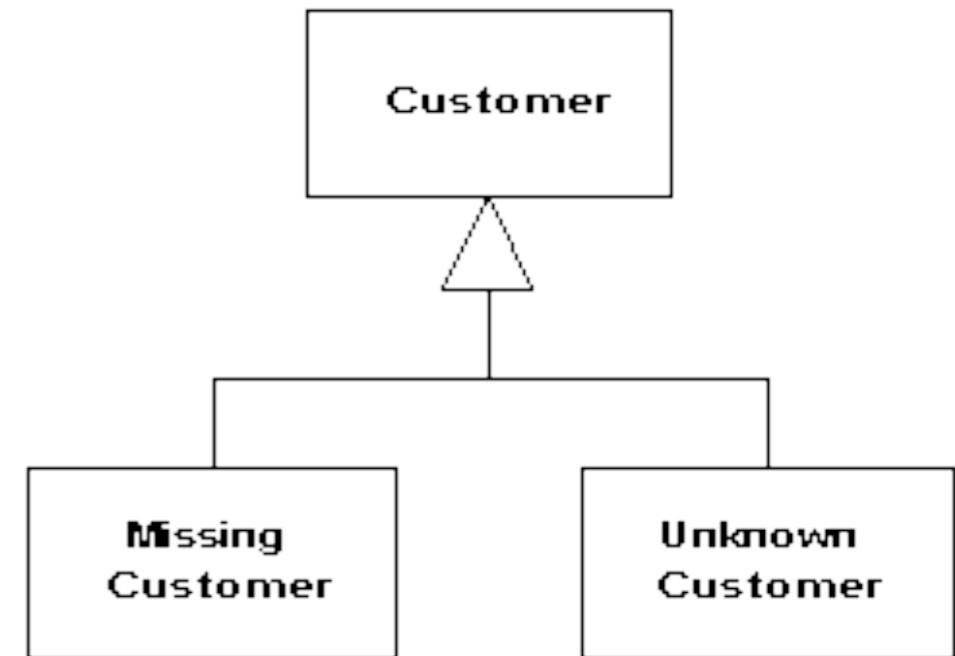
Compile & Test

Repeat last two slides for each operation  
clients check if null

# Special Case

# Special Case

Represent special cases by a subclass



Use when multiple places that have same behavior

After conditional check for particular class instance

Or same behavior after a null check

# Pipes and Filters

# Pipes & Filters

```
ls | grep -i b | wc -l
```

## **Context**

Processing data streams

## **Problem**

Building a system that processes or transforms a stream of data

## **Forces**

Small processing steps are easier to reuse than large components

Non-adjacent processing steps do not share information

System changes should be possible by exchanging or recombining processing steps, even by users

Final results should be presented or stored in different ways



# Solution

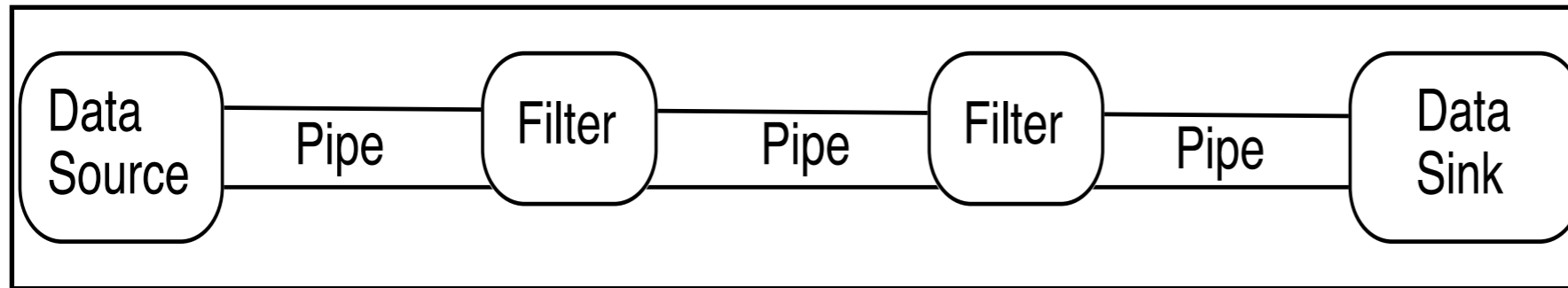
Divide task into multiple sequential processing steps or filter components

Output of one filter is the input of the next filter

Filters process data incrementally

Filter does not wait to get all the data before processing

# Solution Continued



Data source – input to the system

Data sink – output of the system

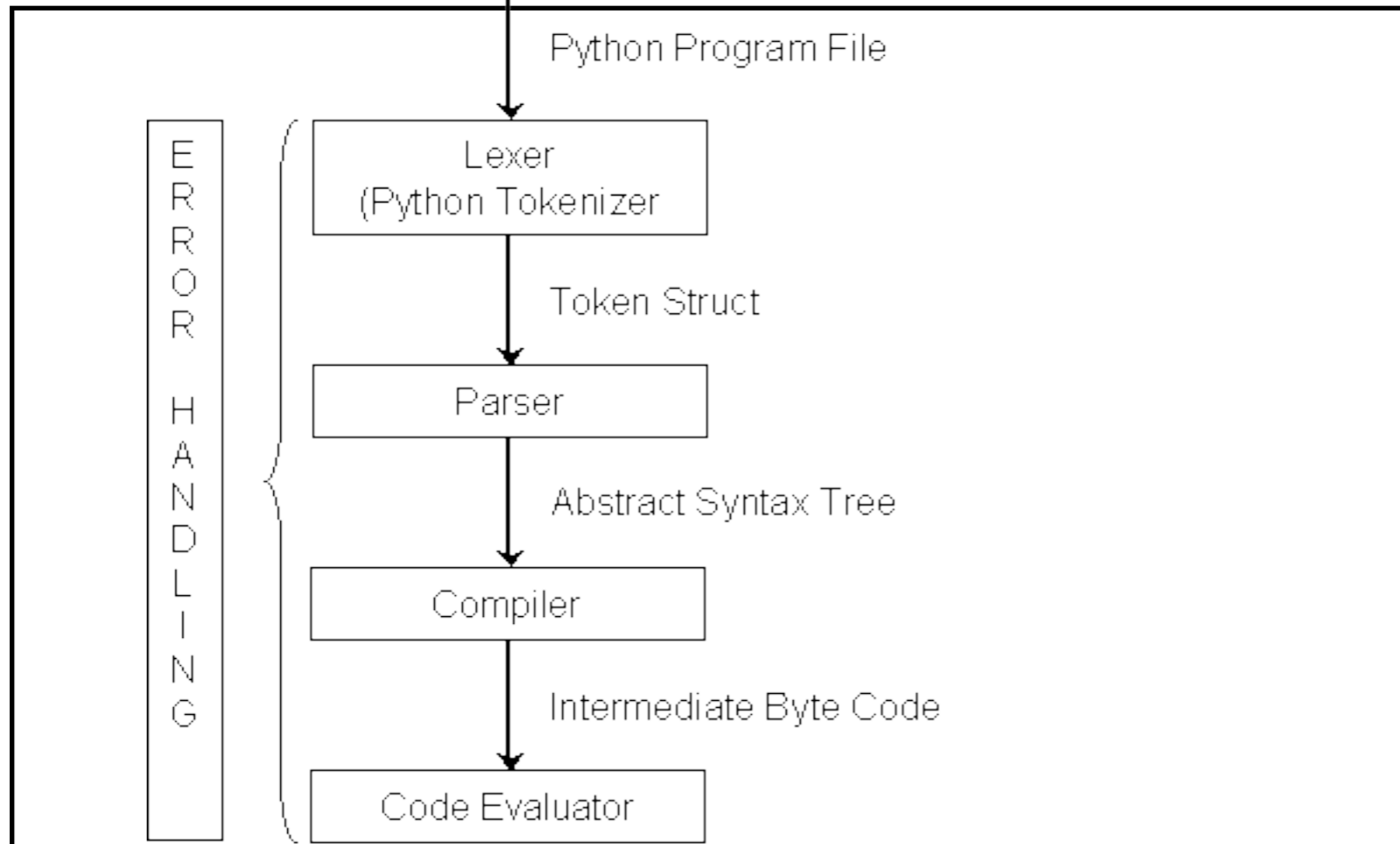
Pipes - connect the data source, filters and data sink

Pipe implements the data flow between adjacent processes steps

Processing pipeline – sequence of filters and pipes

Pipeline can process batches of data

# Python Interpreter



<http://wiki.cs.uiuc.edu/cs427/Python+-+Batch+Sequential>

# Intercepting Filter - Problem

Preprocessing and post-processing of a client Web request and response

A Web request often must pass several tests prior to the main processing

- Has the client been authenticated?

- Does the client have a valid session?

- Is the client's IP address from a trusted network?

- Does the request path violate any constraints?

- What encoding does the client use to send the data?

- Do we support the browser type of the client?

Nested if statements lead to fragile code

# Intercepting Filter - Forces

Common processing, such as checking the data-encoding scheme or logging information about each request, completes per request.

Centralization of common logic is desired.

Services should be easy to add or remove unobtrusively without affecting existing components, so that they can be used in a variety of combinations, such as

Logging and authentication

Debugging and transformation of output for a specific client

Uncompressing and converting encoding scheme of input

# Functional Programming

```
(defn sprinkles-milk2  
  [amount]  
  (-> amount  
       base-price  
       with-milk  
       with-sprinkles  
       compute-tax))
```

