

CS 635 Advanced Object-Oriented Design & Programming  
Fall Semester, 2021  
Doc 4 Code Smells, Refactoring  
Sep 7, 2021

Copyright ©, All rights reserved. 2021 SDSU & Roger Whitney,  
5500 Campanile Drive, San Diego, CA 92182-7700 USA.  
OpenContent (<http://www.opencontent.org/opl.shtml>) license  
defines the copyright on this document.

# Code Smell

Hint that something has gone wrong somewhere in your code

<http://c2.com/cgi/wiki?CodeSmell>

# Lists of Code Smells

Coding Horror: Code Smells

<http://www.codinghorror.com/blog/2006/05/code-smells.html>

Cunningham wiki c2

<http://c2.com/cgi/wiki?CodeSmell>

# Comments

There's a fine line between comments that illuminate and comments that obscure.

Are the comments necessary?

Do they explain "why" and not "what"?

Can you refactor the code so the comments aren't required?

And remember, you're writing comments for people, not machines.

<http://blog.codinghorror.com/code-smells/>

# Uncommunicative Name, Vague Identifier

meetsCriteria

flag

Does the name of the method succinctly describe what that method does?

Could you read the method's name to another developer and have them explain to you what it does?

If not, rename it or rewrite it.

# Inconsistent Names

Pick a set of standard terminology and stick to it throughout your methods.

If you have `Open()`, you should probably have `Close()`.

# Type Embedded in Name

Avoid placing types in method names;

it's not only redundant, but it forces you to change the name if the type changes.

# Conditional Complexity

Watch out for large conditional logic blocks

Particularly blocks that tend to grow larger or change significantly over time.

Consider alternative object-oriented approaches such as  
decorator,  
strategy, or  
state.



# Dead Code

Ruthlessly delete code that isn't being used.

That's why we have source control systems!

# Code Smell - Utility Method

Utility methods are a sign that related data and operations are not together

# Java & OO

In many situations we can not OO in Java

Can not keep data and operations together in many of Java's existing classes

Ruby, Objective-C & Smalltalk allow you to add to existing classes

# Result

Can't practice OO in small cases

Develop poor habits

Lose benefits of OO but don't notice

# One Responsibility Rule

"A class has a single responsibility: it does it all, does it well, and does it only"

Bertrand Meyer

Try to describe a class in 25 words or less, and not to use "and" or "or"

If can not do this you may have more than one class

# Duplicate Code

**Duplicate Code**

**Duplicate Code**

**Duplicate Code**

**Duplicate Code**

**Duplicate Code**

**Duplicate Code**

**Duplicate Code**

# Long Method - Large Class

The average method size should be less than 8 lines of code (LOC) for Smalltalk and 24 LOC for C++

The average number of methods per class should be less than 20

The average number of fields per class should be less than 6.

The class hierarchy nesting level should be less than 6

The average number of comment lines per method should be greater than 1

# Long Parameter List

```
a.foo(12, 2, "cat", "<tr>", 19.6, x, y, classList, cutOffPoint)
```



# Divergent Change

If, over time, you make changes to a class that touch completely different parts of the class, it may contain too much unrelated functionality.

Consider isolating the parts that changed in another class.

# ShotGun Surgery

If a change in one class requires cascading changes in several related classes, consider refactoring so that the changes are limited to a single class.

# Middle Man

If a class is delegating all its work, why does it exist?

Cut out the middleman.

Beware classes that are merely wrappers over other classes or existing functionality in the framework.

# Feature Envy

A method seems more interested in a class other than the one it is in.

# Data Clumps

Same three or four data items together in lots of places

# Primitive Obsession

Don't use a gaggle of primitive data type variables as a poor man's substitute for a class.

If your data type is sufficiently complex, write a class to represent it.

Money

Date

Name

Address

Phone Number

# Repeated Switch Statements

How do you program without them?

Replace Conditional with Polymorphism

```
switch account {  
  case BankAccount: account.foo();  
  case SavingsAccount: account.bar();  
  case nil: account = new CheckingAccount()  
}
```

account.foo()bar()

foo verses bar?  
nil?

# Repeated Switch Statements

How do you program without them?

Replace Conditional with Polymorphism

```
switch size {  
  case 1..9: small();  
  case 10: middle();  
  default: large();  
}
```



# Lazy Class

Classes should pull their weight.

Every additional class increases the complexity of a project.

If you have a class that isn't doing enough to pay for itself, can it be collapsed or combined into another class?

# Data Class

Class with just fields and setter/getter methods

Data classes are like children.

They are okay as a starting point, but to participate as a grownup object, they need to take some responsibility

# Inappropriate Intimacy

Watch out for classes that spend too much time together, or classes that interface in inappropriate ways.

Classes should know as little as possible about each other.

# Message Chains

```
location = rat.getRoom().getMaze().getLocation()
```

# Negative Slope

```
if (foo) {  
  if (bar) {  
    if (cat = dog) {  
      if (rat < 10) {  
        ...  
      }  
    }  
  }  
}
```

# Temporary Field

Field is only used in certain circumstances

Common case

field is only used by an algorithm

Don't want to pass around long parameter list

Make parameter a field

# Refused Bequest

Subclass does not want to support all the methods of parent class

Subclass should support the interface of the parent class

# Solution Sprawl

If it takes five classes to do anything useful, you might have solution sprawl.

Consider simplifying and consolidating your design.



# Loops

Replace Loop with Pipeline

Map

Reduce

Filter

Easier to see what is being processed

```
for (int k = 0; k++; k <= items.size() ) {  
    sum = 0;  
    if (items[k] > 10) {  
        sum = sum + 2*items[k] -3;  
    }  
}
```

```
items.  
    filter( item -> item > 10).  
    map( item -> 2 * item -2).  
    sum()
```

# Mutable Data

Changes to data can often lead to unexpected consequences and tricky bugs

## Swift

```
var a = [1, 2, 3] // mutable  
let b = [1, 2, 3] // immutable
```

## Kotlin

```
var a = [1, 2, 3] // mutable  
val b = [1, 2, 3] // immutable
```

# Mutable Data

## Encapsulate Variable

All updates occur through narrow functions

## Extract Function

Separate the side-effect-free code from anything that performs the update

## Separate Query from Modifier

Ensure callers don't need to call code with side effects unless they really need to.

## Combine Functions into Class

## Combine Functions into Transform

Limit how much code needs to update a variable

## Change Reference to Value

Replace the entire structure rather than modify it

# Refactoring

# Refactoring

Changing the internal structure of software that changes its observable behavior

Done to make the software easier to understand and easier to modify

# Brief History of Refactoring

UIUC

Opdyke, Refactoring Object-Oriented Frameworks, Ph.D. 1992

Brant & Roberts, Refactoring Browser, mid- to late 1990s

Refactoring: Improving the Design of Existing Code, Martin Fowler, 1999

Refactoring: Improving the Design of Existing Code 2nd,  
Martin Fowler, Nov 2, 2018

# When to Refactor

Rule of three

Three strikes and you refactor

# When to Refactor

When you add a new function

When you need to fix a bug

When you do a code review



# When Refactoring is Hard

Databases

Changing published interfaces

Major design issues

When you add a feature to a program

If needed Refactor the program to make it easy to add the feature

Then add the feature

Before you start refactoring

Make sure that you have a solid suite of tests

Test should be self-checking

Do I need tests when I use my IDEs refactoring tools?

Are your IDE refactoring tools bug free?

# Refactoring in IDE

# Refactoring Menu

## Eclipse

Rename...	⌘R
Move...	⌘V
Android	▶
Change Method Signature...	⌘C
Extract Method...	⌘M
Extract Local Variable...	⌘L
Extract Constant...	
Inline...	⌘I
Convert Anonymous Class to Nested...	
Convert Member Type to Top Level...	
Convert Local Variable to Field...	
Extract Superclass...	
Extract Interface...	
Use Supertype Where Possible...	
Push Down...	
Pull Up...	
Extract Class...	
Introduce Parameter Object...	
Introduce Indirection...	
Introduce Factory...	
Introduce Parameter...	
Encapsulate Field...	
Generalize Declared Type...	
Infer Generic Type Arguments...	
Migrate JAR File...	
Create Script...	
Apply Script...	
History...	

## IntelliJ

Analyze	<b>Refactor</b>	Build	Run	Tools	VCS
	Refactor This...				⌘T
	Rename...				⌘F6
	Rename File...				
	Change Signature...				⌘F6
	Move...				F6
	Copy...				F5
	Safe Delete...				⌘⌘
	Extract				▶
	Inline...				⌘N
	Pull Members Up...				
	Push Members Down...				
	Migrate...				
	Internationalize...				
	Remove Unused Resources...				

# Rename Class

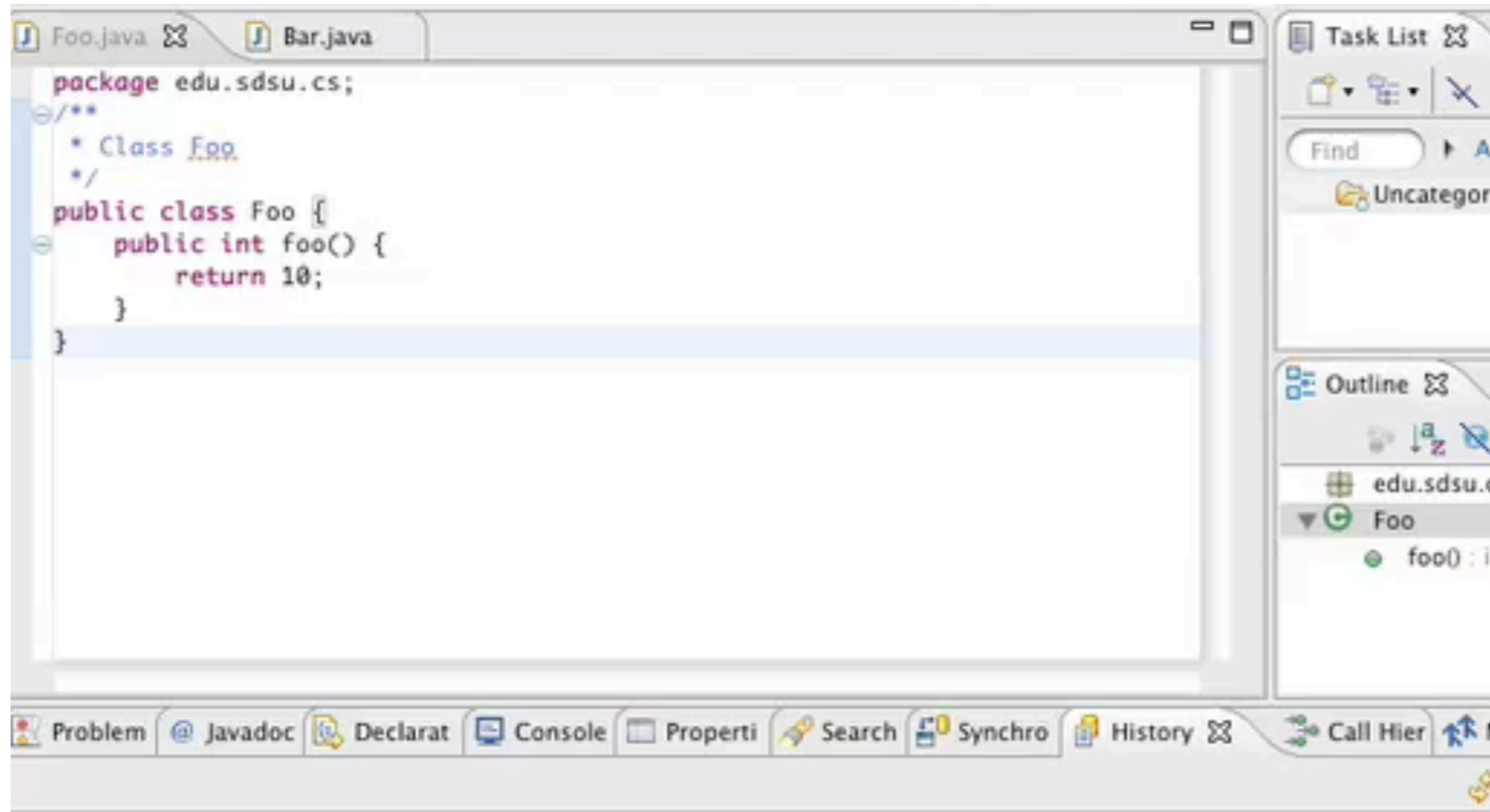
```
public class Foo {  
    public int foo() {  
        return 10;  
    }  
}
```

```
public class NewFoo {  
    public int foo() {  
        return 10;  
    }  
}
```

```
public class Bar {  
    public int bar() {  
        Foo test = new Foo();  
        return test.foo() + 99;  
    }  
}
```

```
public class Bar {  
    public int bar() {  
        NewFoo test = new NewFoo();  
        return test.foo() + 99;  
    }  
}
```

# Eclipse Rename





# Move

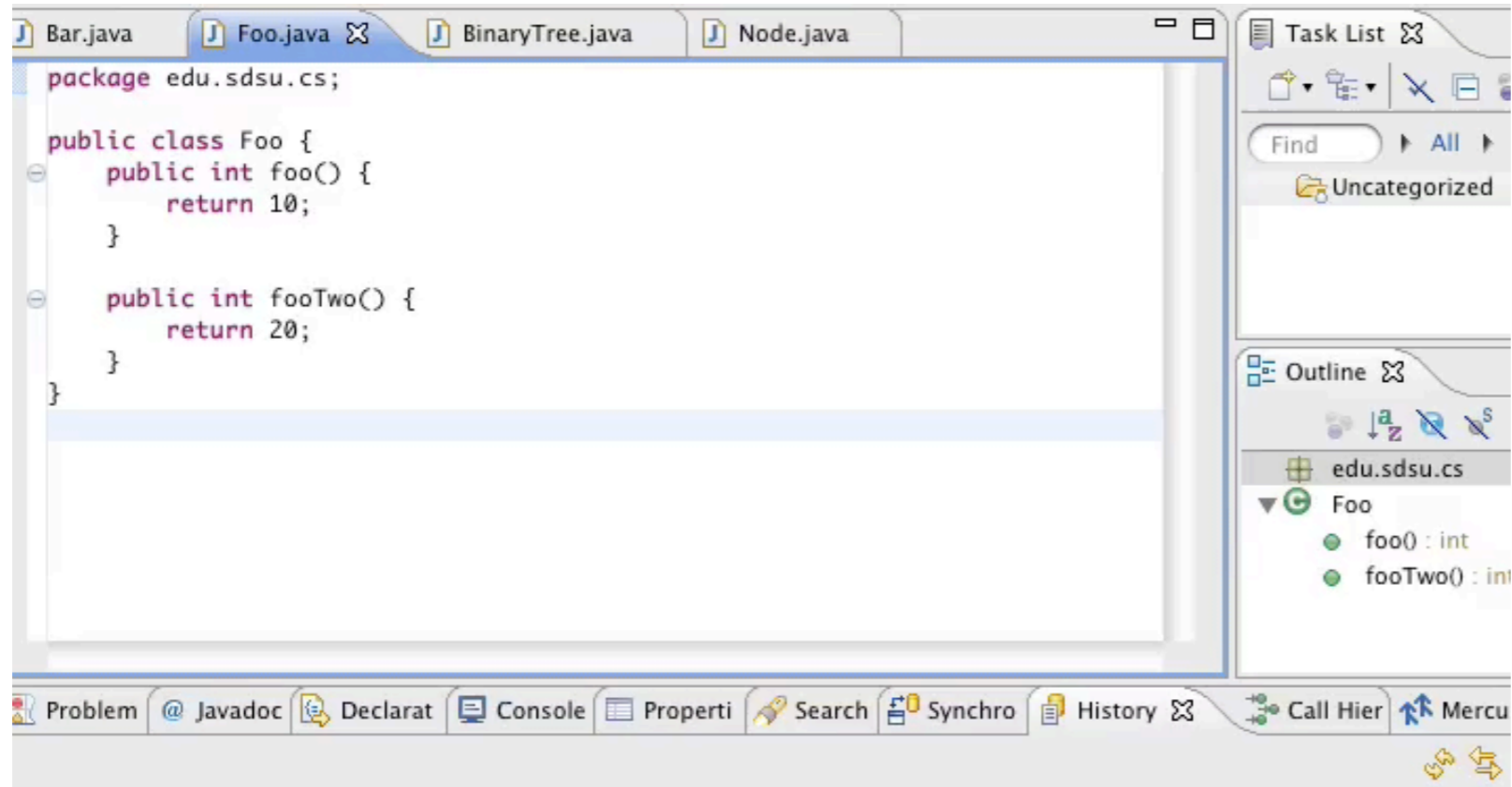
```
public class Bar {  
    public int helperMethod(Foo test) {  
        return test.foo() + test.fooTwo();  
    }  
  
    public int callHelper() {  
        Foo data = new Foo();  
        return helperMethod(data);  
    }  
}
```

```
public class Foo {  
    public int foo() { return 10;}  
  
    public int fooTwo() { return 20; }  
}
```

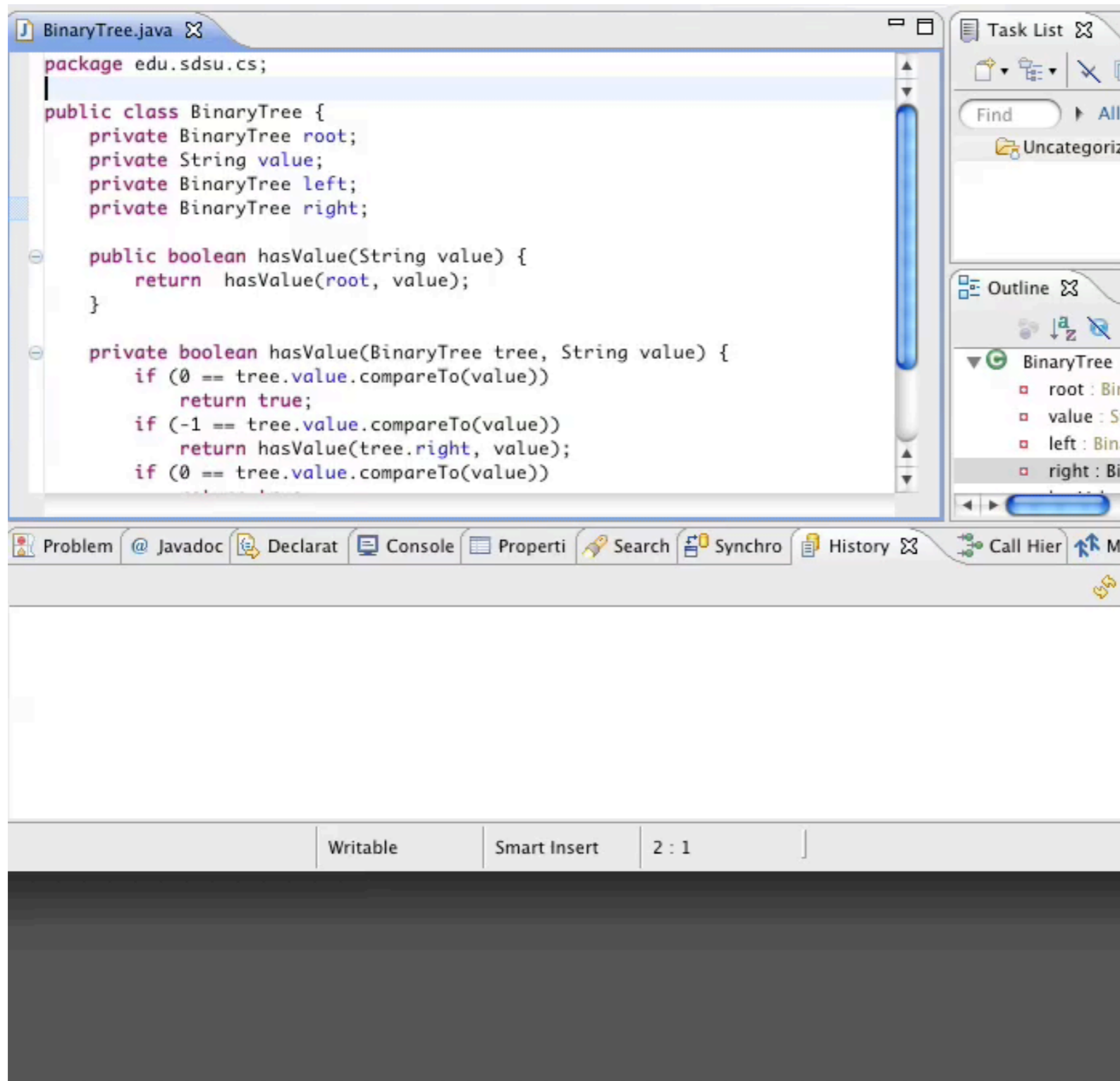
```
public class Bar {  
    public int callHelper() {  
        Foo data = new Foo();  
        return data.sum();  
    }  
}
```

```
public class Foo {  
    public int foo() { return 10;}  
  
    public int fooTwo() {return 20; }  
  
    public int sum() {  
        return foo() + fooTwo();  
    }  
}
```

# Eclipse Move



# Extract Class



# Refactoring Tool Issue

People tend to only use the features they know

# Refactoring Tool Issue

Is a tool hard to use because I am unfamiliar with it or is it just hard to use

# Refactoring by 41 Professional Programmers

	Number of Programmers used Refactoring	Total Times used
IntroduceFactory	1	1
PushDown	1	1
UseSupertype	1	6
EncapsulateField	2	5
Introduce Parameter	3	25
Convert Local to Field	5	37
Extract Interface	10	26
Inline	11	185
Modify Parameters	11	79
Pull up	11	37
Extract Method	20	344
Move	24	212
Rename	41	2396

# Try In You IDE

Rename

Move

Encapsulate Field

Extract Method

Extract Class